

SPR-M

High Performance Server



24
CPU
CORES

UP TO
4.8GHz
CLOCKSPEED

UP TO
256GB
RAM



FPGA compatible.
Proven & Reliable overclocking technology.

4th Gen Intel® Xeon® Scalable is here and with it the biggest computational performance jump in recent years. This stacked SKU range contains a brand-new set of workstation CPUs that are set to replace the dated X299 HEDT architecture.

The first overclockable workstation parts from Intel since 2019, the Intel® Xeon® W-2400 series - codenamed 'Sapphire Rapids', or 'SPR' - promises incredible IPC and a range of new optimizations.


Our G3 SPR-M server is the ultimate mid-core-count, high-speed system. With our tuned Intel® Xeon® w7-2495x boasting 4.8GHz across all cores and 45MB of cache running at 3.2 GHz.

- Quad Channel DDR5 ECC RDIMM
- True IPMI Management Solution
- Redfish Support



SPR-M


High Performance Server 2U - Standard



CPU	Intel® Xeon® w7-2495x
CPU Frequency	Up to 24 Cores @ 4.8GHz (all-core) SSE
Cache	45MB @ 3.2GHz
Chipset	W790
RAM	Up to 256GB of DDR5 ECC RDIMM Up to 192GB Overclocked ECC RDIMM
PCIe	Slot 1 - Physical x16, Electrical x16, HHFL Double Width Slot 2 - Physical x16, Electrical x16, HHFL Double Width Slot 3 - Physical x16, Electrical x16, HHFL Double Width Slot 4 - Physical x16, Electrical x16, HHFL Single Width
LAN	2 x RJ45 Intel® X710 - 10Gb Ethernet 1 x RJ45 Dedicated IPMI LAN (AST 2600)
Rear I/O	1 x VGA 6 x USB Ports
RAID	Onboard RAID 0, 1, 5, 10 Optional Hardware RAID 0,00,1,10 - no cache Optional Hardware RAID 0,00,1,10,5,6,60 - 4GB cache
Storage	4 x 2.5" SATA OR 2 x 2.5" NVMe hot-swap caddy 1 x M.2 Socket M
OS Compatibility	Minimum - RHEL 7.8+ Recommended - RHEL 9.1+
Management Tools	AMI SCE, Redfish
PSU	1300W Dual Redundant
Dimensions	88 x 438 x 720mm (H x W x D)

SPR-M


High Performance Server 2U 2KW - Standard



CPU	Intel® Xeon® w7-2495x
CPU Frequency	Up to 24 Cores @ 4.8GHz (all-core) SSE
Cache	45MB @ 3.2GHz
Chipset	W790
RAM	Up to 256GB of DDR5 ECC RDIMM Up to 192GB Overclocked ECC RDIMM
PCIe	Slot 1 - Physical x16, Electrical x16, HHFL Double Width Slot 2 - Physical x16, Electrical x16, HHFL Double Width Slot 3 - Physical x16, Electrical x16, HHFL Double Width Slot 4 - Physical x16, Electrical x16, HHFL Single Width
LAN	2 x RJ45 Intel® X710 - 10Gb Ethernet 1 x RJ45 Dedicated IPMI LAN (AST 2600)
Rear I/O	1 x VGA 6 x USB Ports
RAID	Onboard RAID 0, 1, 5, 10 Optional Hardware RAID 0,00,1,10 - no cache Optional Hardware RAID 0,00,1,10,5,6,60 - 4GB cache
Storage	4 x 2.5" SATA OR 2 x 2.5" NVMe hot-swap caddy 1 x M.2 Socket M
OS Compatibility	Minimum - RHEL 7.8+ Recommended - RHEL 9.1+
Management Tools	AMI SCE, Redfish
PSU	2000W Dual Redundant
Dimensions	88 x 438 x 720mm (H x W x D)

SPR-M

High Performance Server 2U 2KW - Horizontal

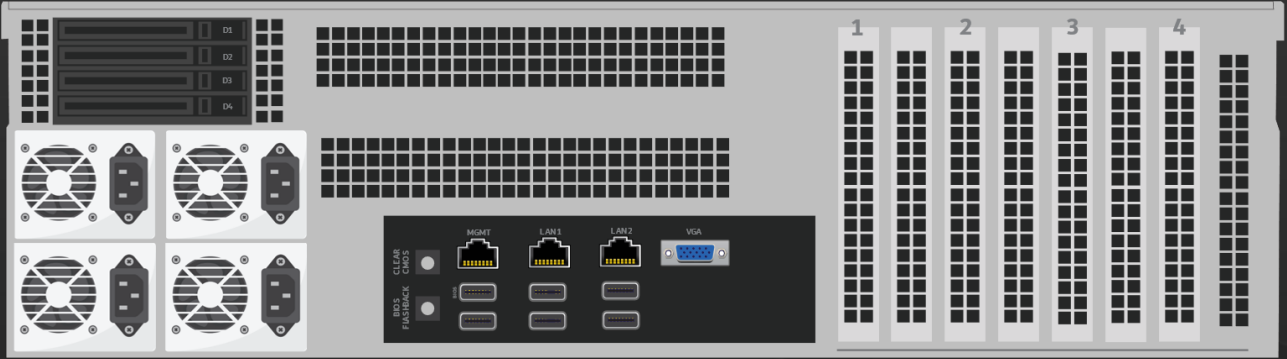


CPU	Intel® Xeon® w7-2495x
CPU Frequency	Up to 24 Cores @ 4.8GHz (all-core) SSE
Cache	45MB @ 3.2GHz
Chipset	W790
RAM	Up to 256GB of DDR5 ECC RDIMM Up to 192GB Overclocked ECC RDIMM
PCIe	Slot 1 - Physical x16, Electrical x16, FHFL Double Width Slot 2 - Physical x16, Electrical x16, HHFL Single Width
LAN	2 x RJ45 Intel® X710 - 10Gb Ethernet 1 x RJ45 Dedicated IPMI LAN (AST 2600)
Rear I/O	1 x VGA 6 x USB Ports
RAID	Onboard RAID 0, 1, 5, 10 Optional Hardware RAID 0,0,1,10 - no cache Optional Hardware RAID 0,0,1,10,5,6,60 - 4GB cache
Storage	4 x 2.5" SATA OR 2 x 2.5" NVMe hot-swap caddy 1 x M.2 Socket M
OS Compatibility	Minimum - RHEL 7.8+ Recommended - RHEL 9.1+
Management Tools	AMI SCE, Redfish
PSU	2000W Dual Redundant
Dimensions	88 x 438 x 720mm (H x W x D)

SPR-M

High Performance Server

3U - FPGA



CPU	Intel® Xeon® w7-2495x
CPU Frequency	Up to 24 Cores @ 4.8GHz (all-core) SSE
Cache	45MB @ 3.2GHz
Chipset	W790
RAM	Up to 256GB of DDR5 ECC RDIMM Up to 192GB Overclocked ECC RDIMM
PCIe	Slot 1 - Physical x16, Electrical x16, FHFL Double Width Slot 2 - Physical x16, Electrical x16, FHFL Double Width Slot 3 - Physical x16, Electrical x16, FHFL Double Width Slot 4 - Physical x16, Electrical x16, FHFL Single Width
LAN	2 x RJ45 Intel® X710 - 10Gb Ethernet 1 x RJ45 Dedicated IPMI LAN (AST 2600)
Rear I/O	1 x VGA 6 x USB Ports
RAID	Onboard RAID 0, 1, 5, 10 Optional Hardware RAID 0,00,1,10 - no cache Optional Hardware RAID 0,00,1,10,5,6,60 - 4GB cache
Storage	4 x 2.5" SATA OR 2 x 2.5" NVMe hot-swap caddy 1 x M.2 Socket M
OS Compatibility	Minimum - RHEL 7.8+ Recommended - RHEL 9.1+
Management Tools	AMI SCE, Redfish
PSU	2 x 1300W Dual Redundant
Dimensions	132 x 438 x 720mm (H x W x D)