

ACE 3100-TX

96

CPU
CORES

4.7

GHz
CLOCKSPEED


1

TB
RAM

The Blackcore ACE range is an overclocked, liquid-cooled server platform for AMD CPUs. Generating ultimate performance for low latency use cases.

The 3100-TX series focuses on AMD Threadripper PRO 7995WX and boasts an incredible 96 cores overclocked to 4.7GHz, all in a single socket. The series features 2U and 3U variations with FPGA support.

Perfect for ultra dense workloads that couldn't previously benefit from overclocking.




HTS-84715000  



[Order Now](#) | [Support](#)

ACE 3122-TX

2U Vertical



CPU	AMD Threadripper PRO 7995WX
CPU Frequency	up to 96 Cores @ 4.7GHz (SSE)
Cache	384MB
Chipset	WRX90
RAM	Up to 1TB of DDR5 ECC RDIMM Up to 768GB Overclocked ECC RDIMM
PCIe	Slot 1 – Physical x16, Electrical x16, HHFL Single Width Slot 2 – Physical x16, Electrical x16, HHFL Single Width Slot 3 – Physical x16, Electrical x16, HHFL Single Width Slot 4 – Physical x16, Electrical x16, HHFL Single Width Slot 5 – Physical x16, Electrical x16, HHFL Single Width Slot 6 – Physical x16, Electrical x8, HHFL Single Width Slot 7 – Physical x16, Electrical x16, HHFL Single Width
LAN	2* RJ45 10GbE - Intel 1* RJ45 1GbE - Dedicated IPMI (AST 2600)
Rear I/O	4* USB 3.0 1* VGA
RAID	Onboard RAID 0, 1, 5, 10 Optional Hardware RAID 0,00,1,10 - no cache Optional Hardware RAID 0,00,1,10,5,6,60 - 4GB cache
Storage	4 x 2.5" SATA OR 2 x 2.5" NVMe hot-swap caddy 4 x M.2 Socket M

OS Compatibility	Minimum - RHEL 8+ Recommended - RHEL 9.1+
Management Tools	AMI SCE Redfish
PSU	2000W Dual Redundant (1+1) 230-240V~ 10A MAX. 60-50Hz
Power Connectors	IEC C13
Avg. Power Usage	500W [Idle] 1300W [Load] Power draw based on synthetic load, not including add-in cards.
Operating Temperature	10°C - 27°C (50°F - 80°F)
Dimensions	System: 88 x 438 x 720mm (H x W x D) Boxed: 270 x 990 x 580mm (H x W x D)
Chassis Weight	System: 20KG Boxed: 25KG
Rail Kit	Premium or Short
Certifications	UKCA, CE
Export Code	HTS-84715000

ACE 3123-TX

2U Horizontal




CPU	AMD Threadripper PRO 7995WX
CPU Frequency	up to 96 Cores @ 4.7GHz (SSE)
Cache	384MB
Chipset	WRX90
RAM	Up to 1TB of DDR5 ECC RDIMM Up to 768GB Overclocked ECC RDIMM
PCIe	Slot 1 - x16 [Physical] / x16 [Electrical] - FHFL D.Wide Slot 2 - x16 [Physical] / x16 [Electrical] - HHFL
LAN	2* RJ45 10GbE - Intel 1* RJ45 1GbE - Dedicated IPMI (AST 2600)
Rear I/O	4* USB 3.0 1* VGA
RAID	Onboard RAID 0, 1, 5, 10 Optional Hardware RAID 0,00,1,10 - no cache Optional Hardware RAID 0,00,1,10,5,6,60 - 4GB cache
Storage	4 x 2.5" SATA OR 2 x 2.5" NVMe hot-swap caddy 4 x M.2 Socket M

OS Compatibility	Minimum - RHEL 8+ Recommended - RHEL 9.1+
Management Tools	AMI SCE Redfish
PSU	2000W Dual Redundant [1+1] 230-240V~ 10A MAX. 60-50Hz
Power Connectors	IEC C13
Avg. Power Usage	500W [Idle] 1300W [Load] <small>Power draw based on synthetic load, not including add-in cards.</small>
Operating Temperature	10°C - 27°C [50°F - 80°F]
Dimensions	System: 88 x 438 x 720mm [H x W x D] Boxed: 270 x 990 x 580mm [H x W x D]
Chassis Weight	System: 20KG Boxed: 25KG
Rail Kit	Premium or Short
Certifications	UKCA, CE
Export Code	HTS-84715000

ACE 3132-TX

3U Vertical



CPU	AMD Threadripper PRO 7995WX
CPU Frequency	up to 96 Cores @ 4.7GHz [SSE]
Cache	384MB
Chipset	WRX90
RAM	Up to 1TB of DDR5 ECC RDIMM Up to 768GB Overclocked ECC RDIMM
PCIe	Slot 1 - Physical x16, Electrical x16, FHFL Single Width Slot 2 - Physical x16, Electrical x16, FHFL Single Width Slot 3 - Physical x16, Electrical x16, FHFL Single Width Slot 4 - Physical x16, Electrical x16, FHFL Single Width Slot 5 - Physical x16, Electrical x16, FHFL Single Width Slot 6 - Physical x16, Electrical x8, FHFL Single Width Slot 7 - Physical x16, Electrical x16, FHFL Single Width
LAN	1* RJ45 1GBe - Marvell 1* RJ45 1GBe - Dedicated IPMI [AST 2500]
Rear I/O	2* USB 3.0 1* VGA
RAID	Onboard RAID 0, 1, 5, 10 Optional Hardware RAID 0,00,1,10 - no cache Optional Hardware RAID 0,00,1,10,5,6,60 - 4GB cache
Storage	4 x 2.5" SATA OR 2 x 2.5" NVMe hot-swap caddy 3 x M.2 Socket M

OS Compatibility	Minimum - RHEL 8+ Recommended - RHEL 9.1+
Management Tools	AMI SCE Redfish
PSU	2000W Dual Redundant [1+1] 230-240V~ 10A MAX. 60-50Hz
Power Connectors	IEC C15/C16
Avg. Power Usage	500W [Idle] 1300W [Load] Power draw based on synthetic load, not including add-in cards.
Operating Temperature	10°C - 27°C [50°F - 80°F]
Dimensions	System: 132 x 438 x 720mm [H x W x D] Boxed: 270 x 990 x 580mm [H x W x D]
Chassis Weight	System: 25KG Boxed: 30KG
Rail Kit	Premium or Short
Certifications	UKCA, CE
Export Code	HTS-84715000

Specification Comparison

	3122-TX	3123-TX	3132-TX
Form Factor	2U	2U	3U
Dimensions (H x W x D)	88 x 438 x 720mm	88 x 438 x 720mm	132 x 438 x 720mm
PCIe Compatibility	7 * Half Height PCIe x16 (physical)	1 * Full Height PCIe x16 (physical) 1 * Half Height PCIe x16 (physical)	7 * Full Height PCIe x16 (physical)
PSU	2000W	2000W	2000W
Clock Speed	4.7GHz	4.7GHz	4.7GHz

Benchmarks

256GB. 4.18 Kernel	7995X Stock	7995X Blackcore
mlc -r --latency_matrix (ns) [Lower is better]	102.0	82.5
PCIe Latency - slot1 (ns) [Lower is better]	460	412
All-core Clock-speed (SSE, GHz) [Higher is better]	3.1	4.7
Peak IPC (prime95, SSE) [Higher is better]	2.7	4.9